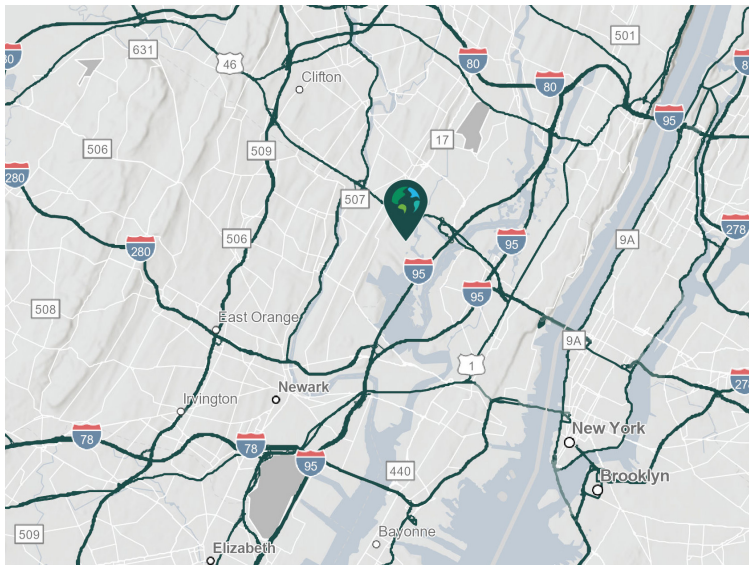


24,350 SF

**1250 Valley Brook Avenue
Lyndhurst, NJ 07071**

Prologis Meadowlands



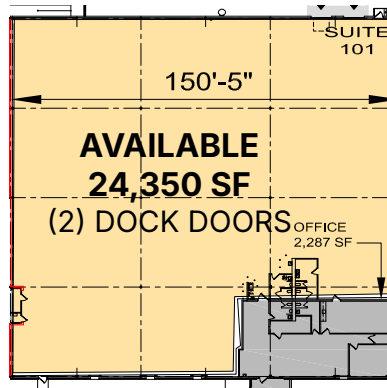
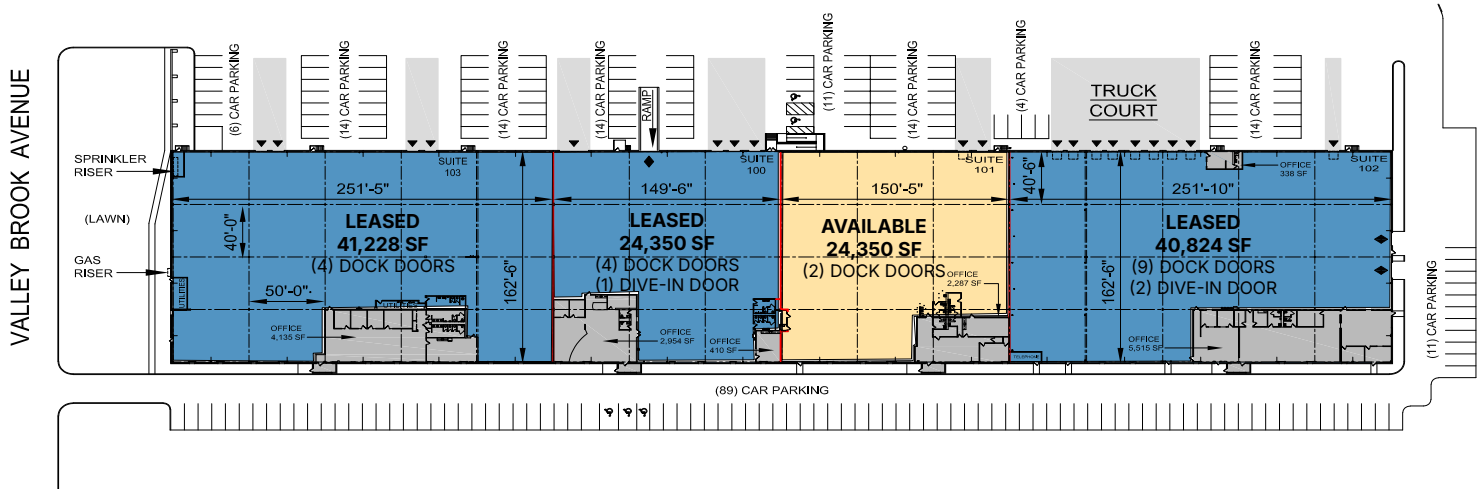
- Immediate access to NJ Turnpike Exit 16W, Interstate 80, Route 3, and Route 46
- ± 10 miles to NYC via Lincoln and Holland Tunnel
- 15 miles from Newark Liberty International Airport and Port Newark-Elizabeth
- Lyndhurst office/industrial park services by NJ Transit bus lines

Property Features

Total Building Size	130,752 SF
Available Space	24,350 SF
Office SF	2,287 SF
Clear Height	22'
Column Spacing	40' x 50'
Dock Doors	2
Electrical Service	225 amps, 277/480v
Lighting	LED Motion Sensor



Unlock the full potential of your warehouse with one strategic, single-source partner.



- LEASED
- AVAILABLE
- DOCK DOOR
- DRIVE-IN DOOR

PrologisMeadowlands.com



CBRE, Inc.
 Thomas F. Monahan
 thomas.monahan@cbre.com
 ph +1 201 712 5610

CBRE, Inc.
 Larry Schiffenhaus
 larry.schiffenhaus@cbre.com
 ph +1 201 712 5809

CBRE, Inc.
 Brian Golden
 brian.golden@cbre.com
 ph +1 201 712 5607

Prologis
 Patrick Lafferty II
 plafferty@prologis.com
 ph +1 856 642 8307
 prologis.com